

OPEN REPOSITORIES 2026

Online conference | 8-11 June 2026

Open Repositories 2026 Attendee Guide

[Quick facts](#)

[Schedule at a glance](#)

[Accessing OR2026 in Zoom Events](#)

[Zoom Events Overview](#)

[Lobby](#)

[Chat](#)

[Sessions](#)

[My schedule](#)

[Supporters](#)

[Expo](#)

[Speakers](#)

[Networking](#)

[Lightning talks](#)

[Joining & participating in sessions](#)

[Session tracks & types](#)

[How to join & participate in sessions](#)

[Recordings](#)

[Open Repositories Code of Conduct](#)

[Behaviours not tolerated](#)

[Use of Generative AI](#)

[How to report a Code of Conduct violation](#)

[Attendance certificates](#)

[Additional Resources & How to Get Help](#)

[If you cannot log into the Zoom Event](#)

[If you can no longer attend](#)

[Zoom Events Support Articles](#)

[Contact OR2026 organizers](#)

[Guides for speakers & session chairs](#)

Quick facts

- OR2026 is entirely online via Zoom Events, 8-11 June. Pre-registration is required and registration is now closed because the event has reached capacity.
- Join from the link in your registration confirmation email or visit <https://events.zoom.us/e/view/t/order> and sign in using the email address you registered with. If you have issues logging in, see the [event login troubleshooting steps below](#). Zoom Events works in either the Zoom desktop or mobile apps OR in a desktop web browser. [See technical requirements](#)
- The event “Lobby” opens Fri 29 May. At this time you can log into Zoom Events and start building your schedule. **Please try logging in at least a few days before the conference to make sure you can access the Zoom Event!**
- There are 7 tracks: Workshops & tutorials, Roundtable discussions, Keynotes, Panels, Presentations, Developer Track and Online Express Lightning Talks . [Learn more about the different tracks and session types](#).
- Workshops and Roundtable discussions use Zoom Meetings; all other sessions use Zoom Webinars. Audience questions in Webinar sessions will use the Q&A feature.
- Most sessions are 50 min and start on the hour (in most timezones), except Workshops and Keynotes, which range from 1 to 3 hours. There are parallel sessions throughout the conference, with 2 sessions happening at the same time, except during keynotes.
- Workshops and Roundtable discussions take place Mon 8 June. These sessions have a limited number of seats, and you can reserve a seat beginning 29 May. [Learn how to reserve a seat](#).
- Most sessions will be recorded, except Roundtable discussions and portions of Workshops. Recordings will be available within Zoom Events shortly after each session ends. Recordings will be uploaded to the public-facing [Open Repositories Zenodo Repository](#) several weeks after the conference.
- Online Express Lightning Talks are available as pre-recorded 3min videos in the Lightning Talks tab starting 8 June. Don't forget to vote for your favorite by 12pm UTC (8am EDT/1pm BST/2pm CEST/10p AEST) on Thurs 11 June at <https://bit.ly/4uw39ct> !
- All attendees must adhere to the [Open Repositories Code of Conduct](#). AI assistants are not allowed in conference sessions and will be removed by session chairs.
- Last but not least, OR2026 is available to you at no cost thanks to the generous support of our supporters! See the full list of supporters in the Supporters tab in Zoom Events and visit a subset of our Gold sponsors at their virtual booths in the [Expo tab in Zoom Events](#).

Schedule at a glance

- **Fri 29 May:** Zoom Events “lobby” opens; seat reservations begin for Workshops & Roundtable Discussions
- **Mon 8 June:** Workshops and Roundtable discussions; Online Express Lightning Talk videos available and voting open for best video at <https://bit.ly/4uw39ct>
- **Tues 9 June:** Opening keynote and parallel sessions
- **Wed 10 June:** Parallel sessions
- **Thurs 11 June:** Parallel sessions and closing keynote; Voting for Lightning Talk videos closes at 12p UTC. Vote at <https://bit.ly/4uw39ct> .
- **Sat 11 July:** Zoom Events “lobby” closes. After this date, recordings will be available in the Open Repositories Zenodo Repository.

Accessing OR2026 in Zoom Events

Open Repositories 2026 is using Zoom Events as its online event platform. All sessions and activities related to the conference will take place in Zoom Events.

Zoom Events Technical Requirements

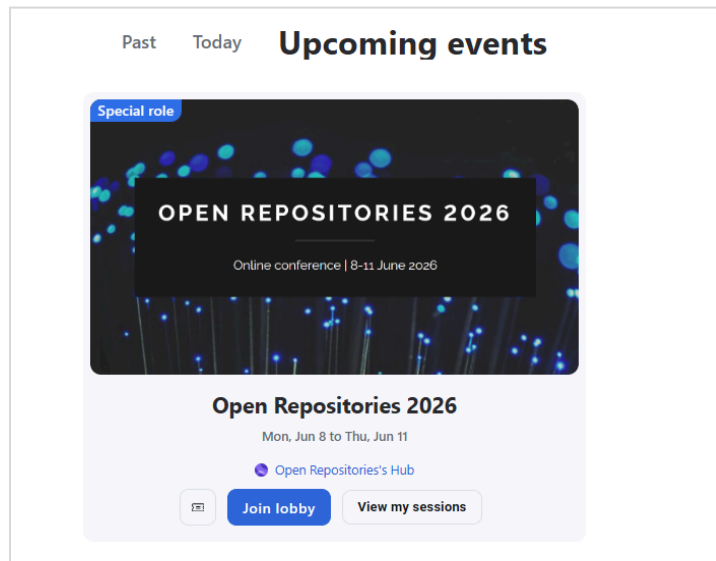
- Zoom account (Basic, Pro, Business, Enterprise, or Education)
- One of the following:
 - Zoom desktop client for Windows, macOS, or Linux: [Global minimum version](#) or higher
 - Zoom mobile app for Android or iOS: [Global minimum version](#) or higher
 - Desktop web browser:
 - Chromium Edge: 80 or higher
 - Google Chrome: 53.0.2785 or higher
 - Safari: 10.0.602.1.50 or higher
 - Firefox: 76 or higher
 - Internet Explorer: 10 or higher

If you're using the Zoom Desktop or Mobile apps, we highly encourage you to [update to the latest version](#) before the conference!

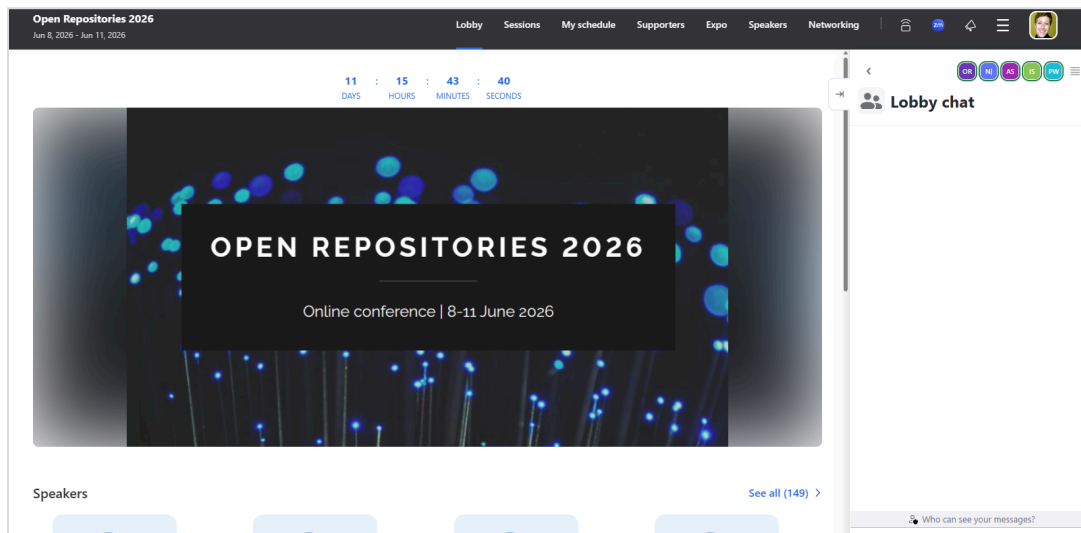
Log into the Open Repositories 2026 Zoom Event

1. Click the Join link in the registration confirmation email you received from Zoom after registering and log in using the same Zoom account you used to register.
2. If you can't find the registration confirmation email or have issues logging in, go to <https://events.zoom.us> and log in using the Zoom account you registered with. Open

Repositories 2026 should appear in your events list. Click the “Join Lobby” button to enter the event.



3. Once logged in, you will be taken to the event Lobby. This is the main landing page for the event, and it's the place where you can access all sessions and other conference features.



Zoom Events Overview

Lobby

The Lobby is the main landing page for the event. Upcoming sessions are listed in the lobby, and you'll also see announcements from the organizers posted here if there's something important we need to communicate.

Chat

The chat panel is accessible from any page in the event. Click the Chat icon to expand the chat panel if it's not showing.

Note that all chat channels are publicly visible! Attendees must agree to the Code of Conduct in order to use the chat feature.

3 chat channels are available:

- **Lobby chat:** General banter and discussion with other attendees
- **Help desk:** Use this channel to get help from event organizers. This will be monitored when conference sessions are taking place.
- **Supporters:** Chat with our Gold supporters. Each supporter channel is monitored by representatives from that sponsor. Supporters are located in a variety of different timezones, so responses may be delayed.

Sessions

The Sessions tab shows a list view of all conference sessions, which can be filtered by date and/or track. You can also find recordings here after each session has ended.

- Click a session title to see details, including the full list of presentations and authors.
- Session times are shown in your local time, based on your browser or computer location settings.

Note that there are 2 parallel sessions on most days, and this is not obvious from the list view on the Sessions tab. To see a clearer overview of the parallel session, see the My schedule tab and select Tracks > All in the filters at the top of the page.

My schedule

The My schedule tab allows you to create your own schedule of sessions you'd like to attend, and it also provides a clearer visual overview of the parallel sessions than the Sessions tab.

To see a visual overview of parallel sessions:

1. Click the Tracks filter at the top of the page
2. Click All
3. All sessions on all days will be shown, with parallel sessions in the same block side by side

To add sessions to your schedule, click the bookmark icon beside the session. You can do this from any page in the event where sessions are displayed.

Supporters

Our supporters have made it possible to bring you OR2026 online at no cost! Visit the Supporters tab to learn more about each supporter - click on their logo for more details, including video and file downloads, if provided by the supporter.

Gold supporters also have chat dedicated chat channels that you can use to connect with representatives from those supporters. Click the chat icon from any page and find the organization you want to chat with in the Supporters list.

Expo

During the hours that conference sessions are taking place, a subset of Gold supporters will be available in their virtual “Expo booths” for live meetings. Expo booths are Zoom rooms that you can drop into any time a supporter representative has turned on their Zoom room.

- If a Supporter Expo Booth shows “In Progress”, the supporter has turned on their Zoom room and you can join by clicking the “Join” button.
- If a Supporter Expo Booth shows “This space is inactive. Please come back later!”, the supporter does not have a Zoom room turned on at the moment.
- Note that Zoom rooms are optional for supporters and some may not choose to turn theirs on at any point.

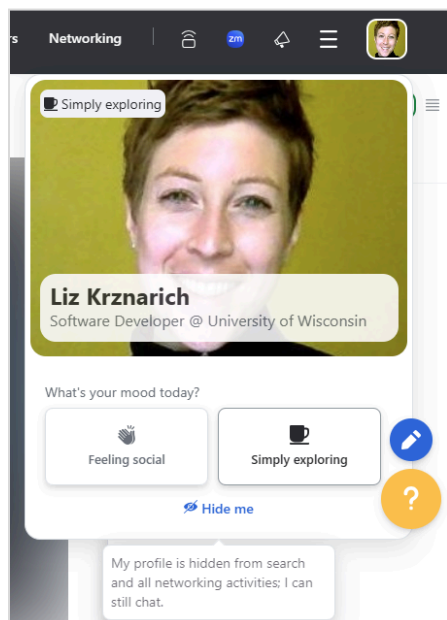
Speakers

All speakers are listed in the Speakers tab. Click a speaker icon to see which session(s) they’re speaking in.

Networking

All attendees are listed in the Networking tab, unless they have hidden their profile. You can search and filter by role, and send connection requests. If another attendee accepts your connection request, you will be able to see their email and social media information, if they have added it to their profile.

You are not required to participate in Networking! To hide your profile from the Networking list, click your profile icon and choose “Hide me”.



For more information, see [Zoom Events Support: Understanding Zoom Events networking](#)

Note that private chat with other attendees is disabled. You cannot directly message other attendees via the Networking features, and they cannot directly message you.

Lightning talks

In the Lightning talks tab, you'll find short, pre-recorded videos on a wide range of topics. In-person Open Repositories conferences typically include several lightning talk sessions, as well as a poster reception. This year we decided to offer a pre-recorded lightning talk option instead, with authors challenged to present their projects and ideas in less than 3 minutes. You can watch these videos at any time during the conference, and please vote for your favorite videos at <https://bit.ly/4uw39ct> by 12pm UTC (8am EDT/1pm BST/2pm CEST/10p AEST) on Thurs 11 June!

Joining & participating in sessions

Session tracks & types

Workshops and tutorials

Workshops and tutorials are longer 1-3 hour sessions that generally cover practical issues around repositories and related technologies, tools, and processes. These often include live demos and/or hands-on practice with repository technologies. All Workshops and tutorials take place on Monday 8 June.

Most workshops have a limited number of seats. Attendees may reserve seats from 29 May until the session begins. To reserve a seat, click the "Reserve spot" button. Reserving a seat guarantees that you will be able to attend the session if it fills to capacity. If the session is not filled to capacity when it begins, you may join the session even if you did not reserve a seat in advance.

Round table discussions

Birds of a Feather, or Roundtable Discussions, are designed to bring together small groups to discuss and explore a specific topic. One or two moderators (also called facilitators) will organize the discussion and keep it moving. The moderator will have prepared questions to help facilitate conversation and gather different perspectives. All Roundtable discussions take place on Monday 8 June.

All round tables have a limit of 40 seats. Attendees may reserve seats from 29 May until the session begins. To reserve a seat, click the "Reserve spot" button. Reserving a seat guarantees that you will be able to attend the session if it fills to capacity. If the session is not filled to capacity when it begins, you may join the session even if you did not reserve a seat in advance.

Keynotes

Keynotes include talks by invited guests and remarks by conference organizers. OR2026 includes 2 keynotes:

- Tues 9 June: Opening keynote panel featuring global repository experts, moderated by Kathleen Shearer (Executive Director of the Confederation of Open Access Repositories - COAR)
- Thurs 11 June: Closing keynote talk by Kathleen Gregory, Researcher at the Centre for Science and Technology Studies (CWTS) at Leiden University and a Research Fellow at the Research on Research Institute

Panels

Panels are made up of two or more panelists presenting on work or issues where multiple perspectives and experiences are useful or necessary. Panels typically discuss work that is relevant to a wide audience and applicable beyond a single software system or institution. Each Panels session includes 1 panel discussion with multiple panelists.

Presentations

Presentations are longer 20 minute talks by an individual speaker or a small group of speakers on topics related to the theme "Open to All? Repositories at the Intersection of People, Practice, and Emerging Technologies" as well as other repository topics. Each Presentations session includes 2 talks by different speakers.

Repository Showdown

The Showdown gives repository providers and developers the opportunity to demonstrate/highlight any new or key features and services of their platform. In this track, each system/presenter will have eight minutes to present, with Q&A for all presenters at the end of each session. Each Repository Showdown session includes 3-4 talks by different speakers.

Developer Track

The Developer Track showcases technical work and idea exchange. Developer Track presentations typically include live demos, code repository tours, examples of cool features, and unique viewpoints. Each Developer Track session includes 2-3 talks by different speakers.

How to join & participate in sessions

Workshops and Roundtable discussion sessions

These sessions use Zoom Meetings. This means that you will be able to turn on your camera and microphone and you will be able to post chat messages to the entire audience or to organizers. You cannot send private chat messages to other attendees.

Most workshops and all Roundtable discussions have a limited number of seats. Attendees may reserve seats from 29 May until the session begins. To reserve a seat, click the "Reserve spot" button. Reserving a seat guarantees that you will be able to attend the session if it fills to capacity. If the session is not filled to capacity when it begins, you may join the session even if you did not reserve a seat in advance.

- Join by clicking the Join button near the session title within Zoom Events. You can join up to 10min before the scheduled session start time.
- You will be placed in a waiting room until the session chairs and speakers are ready.
- Once admitted from the waiting room, you will be able to control your camera and microphone, and you'll be able to chat with all other attendees. Follow the presenter's instructions about how to interact and ask questions during the session.
- Some sessions will use breakout rooms. Follow the presenter's instructions about how to use the breakout rooms.

Keynotes, Presentations, Panels, Repository Showdown and Dev Track sessions

These sessions use Zoom Webinars. This means that your camera and microphone will be turned off and you will not be able to turn them on yourself. You will only be able to chat privately to organizers; you cannot post chat messages to the entire audience.

You can join these sessions at any time, with no advance reservation.

- Join by clicking the Join button near the session title within Zoom Events. You can join up to 10min before the scheduled session start time.
- You will see an OR2026 banner as a placeholder until session chairs and speakers are ready.
- You will not be able to turn on your camera or microphone. Please use the Q&A feature to ask questions. Questions submitted via Q&A will be read by a chair at the end of the session.
- If you need help during a session, you can chat privately to chairs. You cannot chat to other attendees.

Recordings

- Keynotes, Presentations, Panels, Repository Showdown and Dev Track sessions will be recorded in their entirety and recordings will be posted in Zoom Events shortly after each session. To find the recording for a session, click the session title.
- Portions of Workshops that don't involve attendee interaction will be recorded, at the direction of the presenters. These will be posted in Zoom Events shortly after each session, however, these sessions are lengthy and may take some time to process. To find the recording for a session, click the session title.
- Roundtable discussions will not be recorded.
- Recordings will be available in Zoom Events until 11 July 2026.
- All recordings will be uploaded to the [Open Repositories Zenodo Repository](#) several weeks after the conference. These will be available to the general public.

Open Repositories Code of Conduct

Open Repositories (OR) is dedicated to providing a welcoming and positive experience for everyone, whether they are in a formal session or a social setting, are taking part in activities online or in person, or are conference staff or hosts. OR participants come from all over the world and bring with them a wide variety of professional, personal and social backgrounds; whatever these may be, we treat colleagues with dignity and respect. We all represent the OR community. OR does not tolerate harassment and discrimination in any form.

Behaviours not tolerated

Discrimination and harassment are not tolerated in any form. Discrimination and harassment includes, but is not limited to:

- offensive verbal comments related to sex, gender, ethnicity, nationality, socioeconomic status, sexual orientation, disability, physical appearance, body size, age, race, religion;

- sexual or discriminatory images, video, or text;
- deliberate intimidation;
- deliberate misgendering;
- stalking;
- harassing photography or recording;
- sustained disruption of talks or other events;
- inappropriate physical and online contact; and,
- unwelcome sexual attention

Use of Generative AI

OR is a forum for open discussion between humans. Therefore, **generative artificial intelligence tools are not allowed in any online or hybrid conference sessions, whether to participate in the debate or to take notes.** This protects participants who may not wish their comments to be added into the data training pools of these tools. OR also expects authors and presenters to follow academic best practice standards for transparency, including not to present completely or largely AI generated content as their own and to cite the use of AI clearly.

How to report a Code of Conduct violation

If you witness or experience a Code of Conduct violation, please report it as soon as possible using any of the methods below.

Report to session chairs

If the issue occurs during a conference session, report it to the session chairs (labeled as “Hosts and Panelists” in webinars and “Host and co-hosts” in meetings) via a private chat message. Depending on the situation, session chairs may remove and/or report the incident to the OR Code of Conduct committee.

Report via Zoom Events

Any attendee can report a Code of Conduct incident from within the Zoom Events platform at any time during the conference. To report a Code of Conduct violation from within Zoom Events:

In the upper right corner of the Lobby, click the 3 lines menu icon in the upper right and choose Report Incident.

Complete the incident form to the best of your ability. Include this information if possible:

- In the “Who do you want to report?” field, enter the user’s screen name as it appeared in the session or chat interaction.

- In the “Please add detail...” field, include where the interaction occurred (ex, within a live session, chat, email etc) and as much detail as possible.
- Attach screenshot(s) of the offensive content, if available

Incident reports will be reviewed by the OR code of conduct committee and the chair/vice-chair. The attendee will be removed from the event if needed.

Report via email

If you are not able to use one of the methods above, email the code of conduct committee at open-repositories-code-of-conduct@googlegroups.com

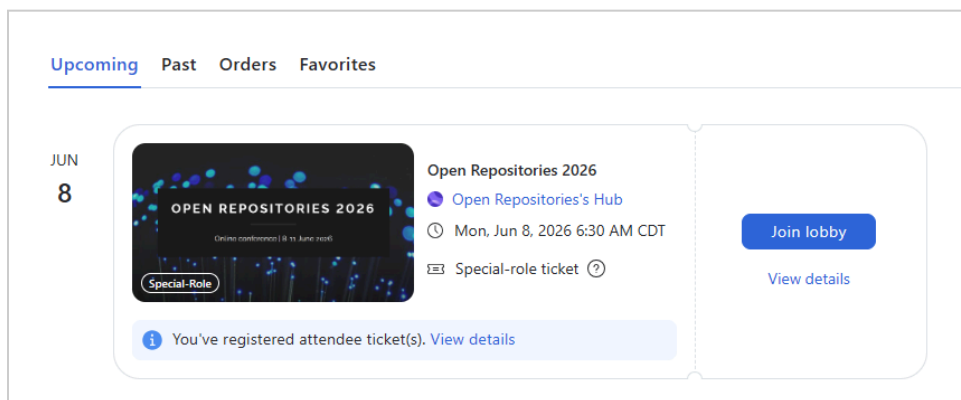
Attendance certificates

Certificates of attendance are not automatically generated for all attendees. If you need a certificate of attendance, please email or2026-host-committee@googlegroups.com AFTER the conference ends. We will verify your attendance and reply with a certificate as a PDF. Please email us from the address that you registered for the conference with.

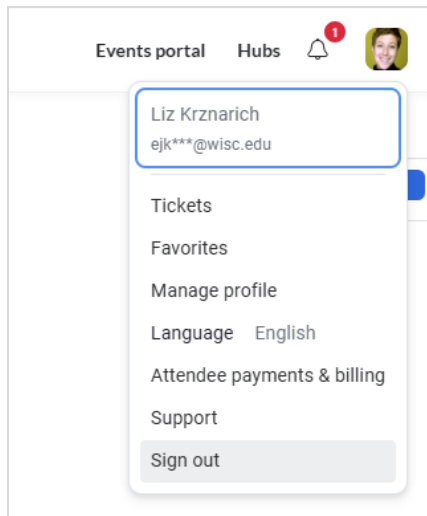
Additional Resources & How to Get Help

If you cannot log into the Zoom Event

- First, make sure you are logging in with the Zoom account that corresponds to the email address you used when registering for the conference.
- If you are unable to join using the link in your registration confirmation email or you can't control which Zoom account your desktop Zoom app uses when you click that link, visit <https://events.zoom.us/e/view/t/order> and sign in there with the Zoom account that corresponds to the email address you received your registration confirmation email at. If you are logged in with the Zoom account you registered with, a “ticket” for Open Repositories 2026 will appear, and you can join by clicking the Join Lobby link.



- If you do not see a “ticket” for Open Repositories 2026 at <https://events.zoom.us/e/view/t/order>, check the Zoom account you are signed in with by clicking your profile icon in the upper right corner. If needed, sign out, then sign back in with a different Zoom account.



- If you are still unable to log in, email or2026-host-committee@googlegroups.com and provide us with the email associated with your preferred Zoom account. Event “superadmins” are on call to monitor this email throughout the conference.

If you can no longer attend

OR2026 is at capacity! If you are no longer able to attend, please cancel your registration so that another participant can register. To cancel, visit <https://events.zoom.us/e/view/t/order?tab=orders>, click the 3 dots icon beside Open Repositories 2026 and choose Cancel order. For additional details about canceling registration, see [Zoom Events support: Cancel your registration](#).

Zoom Events Support Articles

- [Getting started as a Zoom Events attendee](#)

Contact OR2026 organizers

- Zoom Events Chat: Use the “Help Desk” channel to get help from organizers
- Email: or2026-host-committee@googlegroups.com

Guides for speakers & session chairs

If you are a speaker and/or session chair, please review these guides as well:

- [OR2026 Speaker Technical Guide](#)
- [OR2026 Session Chair Technical Guide](#)

